

Ball screw drives

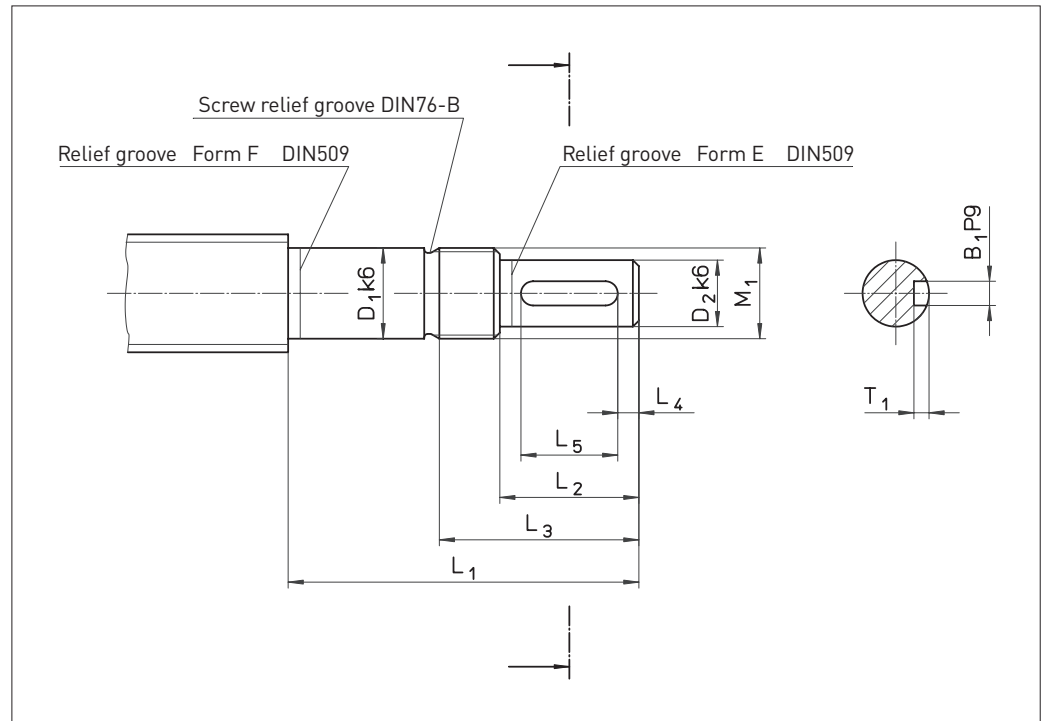
Screw end machining for movable/ fixed bearing

Screw end machining for movable/fixed bearing

The type of bearing influences the stiffness of the entire screw drive, and also the vibration and buckling behaviour of the screw. The end machining is carried out on the ball screws as necessary for the various types of bearing.

Note:
**Bearings are not part of our
delivery programme.**

Form D – L



Form D KGT	Dimensions (mm)									Bearing ZKLF...2RS
	D ₁	D ₂	L ₁	L ₂	L ₃	L ₄	L ₅	M ₁	B ₁ xT ₁	
1605, 1610	12	9	55	20	32	2.5	16	M 12x1	3x1.8	1255
2005, 2020, 2050	15	11	58	23	35	3.5	16	M 15x1	4x2.5	1560
2505, 2510, 2520, 2525, 2550	20	14	70	30	44	4	22	M 20x1	5x3	2068
3205, 3210, 3220, 3240	25	19	82	40	57	6	28	M 25x1.5	6x3.5	2575
4005, 4010, 4020, 4040	30	24	92	50	67	7	36	M 30x1.5	8x4	3080

Form F KGT	Dimensions (mm)									Bearing ZARN...LTN
	D ₁	D ₂	L ₁	L ₂	L ₃	L ₄	L ₅	M ₁	B ₁ xT ₁	
2505, 2510, 2520, 2525, 2550	15	11	73	23	35	3.5	16	M 15x1	4x2.5	1545
3205, 3240	20	14	88	30	45	4	22	M 20x1	5x3	2052
3210, 3220	20	14	107	30	50	4	22	M 20x1	5x3	2062
4005	25	19	105	40	58	6	28	M 25x1.5	6x3.5	2557
4010, 4020, 4040	25	19	120	40	63	6	28	M 25x1.5	6x3.5	2572
5010, 5020	35	28	145	60	82	10	40	M 35x1.5	8x4	3585
6310	40	36	175	80	103	8.5	63	M 40x1.5	10x5	4090

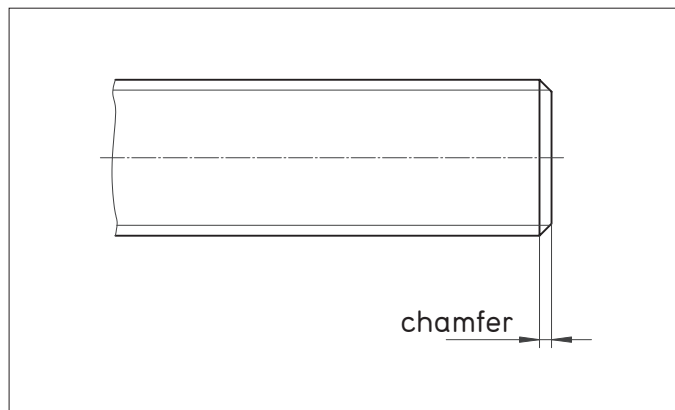
Ball screw drives

Screw end machining for movable/ fixed bearing

Form H KGT	Dimensions [mm]									Bearing ZARF...LTN
	D ₁	D ₂	L ₁	L ₂	L ₃	L ₄	L ₅	M ₁	B ₁ xT ₁	
2505, 2510, 2520, 2525, 2550	15	11	85	23	35	3.5	16	M 15x1	4x2.5	1560
3205, 3240	20	14	102	30	44	4	22	M 20x1	5x3	2068
3210, 3220	20	14	122	30	49	4	22	M 20x1	5x3	2080
4005	25	19	120	40	57	6	28	M 25x1.5	6x3.5	2575
4010, 4020, 4040	25	19	135	40	63	6	28	M 25x1.5	6x3.5	2590
5010, 5020	35	28	160	60	81	10	40	M 35x1.5	8x4	35110
6310	40	36	195	80	105	8.5	63	M 40x1.5	10x5	40115

Form J KGT	Dimensions [mm]									Bearing FDX
	D ₁	D ₂	L ₁	L ₂	L ₃	L ₄	L ₅	M ₁	B ₁ xT ₁	
1605, 1610	12	9	88	20	32	2.5	16	M 12x1	3x1.8	12
2005, 2020, 2050	15	11	92	23	35	3.5	16	M 15x1	4x2.5	15
2505, 2510, 2520, 2525, 2550	20	14	107	30	44	4	22	M 20x1	5x3	20
3205, 3210, 3220, 3240	25	19	122	40	57	6	28	M 25x1.5	6x3.5	25
4005, 4010, 4020, 4040	30	24	136	50	72	7	36	M 30x1.5	8x4	30
5010, 5020	40	36	182	80	102	8.5	63	M 40x1.5	10x5	40

Form L KGT	Dimensions [mm]									Bearing
	D ₁	D ₂	L ₁	L ₂	L ₃	L ₄	L ₅	M ₁	B ₁ xT ₁	
1605, 1610, 2005, 2020, 2050	12	9	58	20	30	2.5	16	M 12x1	3x1.8	7201 BE RS
2505, 2510, 2520, 2525, 2550	15	11	73	23	33	3.5	16	M 15x1	4x2.5	7202 BE RS
3205, 3210, 3220, 3240	20	14	88	30	43	4	22	M 20x1	5x3	7204 BE RS
4005, 4010, 4020, 4040	25	19	120	40	55	6	28	M 25x1.5	6x3.5	7205 BE RS
5010, 5020	35	28	145	60	77	10	40	M 35x1.5	8x4	7207 BE RS
6310	40	36	175	80	103	8.5	63	M 40x1.5	10x5	7208 BE RS



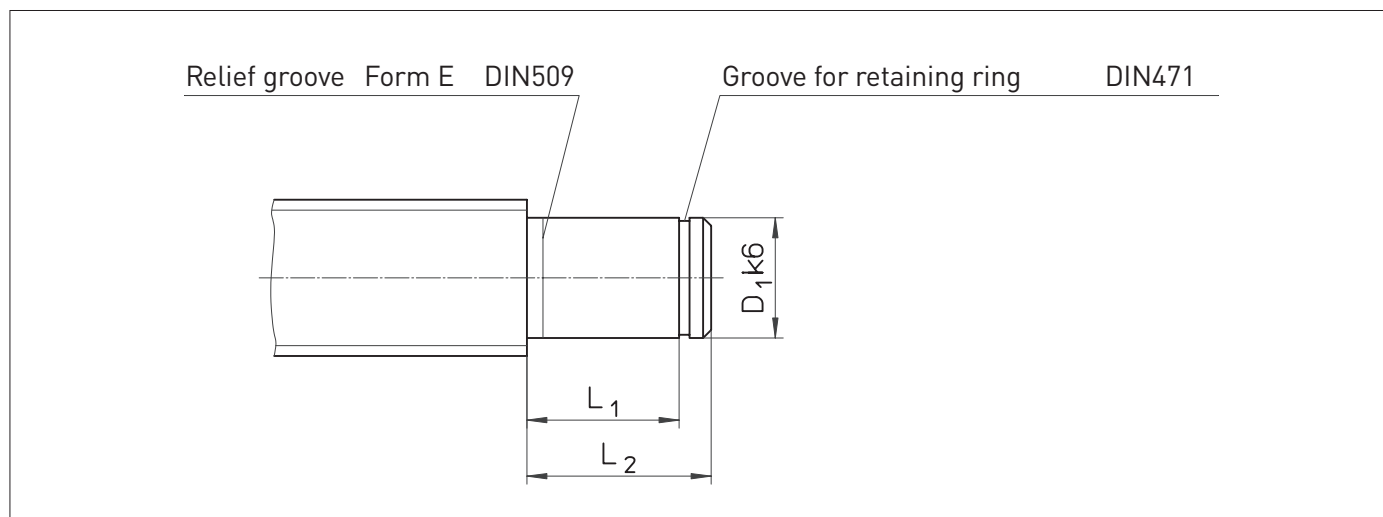
Form Z

Chamfer 2 x 45°: KGS of \varnothing 12 – 25 mm
 Chamfer 3 x 45°: KGS of \varnothing 26 – 40 mm
 Chamfer 4 x 45°: KGS of \varnothing 44 – 50 mm

Ball screw drives

Screw end machining for movable/ fixed bearing

Form S – W



Form S KGT	Dimensions [mm]			Spacer sleeve	Bearing
	D_1	L_1	L_2		
1605, 1610	12	40	45	18x12.1x24	6001 RS
2005, 2020, 2050	15	46	51	21x15.1x28	6002 RS
2505, 2510, 2520, 2525, 2550	20	53	58	27x20.1x29	6004 RS
3205, 3210, 3220, 3240	25	53	58	32x25.1x23	6205 RS
4005, 4010, 4020, 4040	30	60	68	40x30.1x28	6206 RS
5010, 5020	40	80	88	50x40.1x44	6208 RS
6310	55	102	110	65x55.1x60	6211 RS

Form T KGT	Dimensions [mm]			Inner ring	Roller bearing
	D_1	L_1	L_2		
1605, 1610	12	40	45	2 IR 12x16x20	HK 1614 RS
2005, 2020, 2050	15	46	51	2 IR 15x20x23	HK 2018 RS
2505, 2510, 2520, 2525, 2550	20	53	58	2 LR 20x25x26.5	HK 2518 RS
3205, 3210, 3220, 3240	25	53	58	2 LR 25x30x26.5	HK 3018 RS
4005, 4010, 4020, 4040	30	60	68	2 LR 30x35x30	HK 3518 RS
5010, 5020	40	80	88	4 LR 40x45x20	HK 4518 RS

Form W KGT	Dimensions [mm]			Bearing
	D_1	L_1	L_2	
1605, 1610	12	8	12	6001 RS
2005, 2020, 2050	15	9	13	6002 RS
2505, 2510, 2520, 2525, 2550	20	12	16	6004 RS
3205, 3210, 3220, 3240	25	15	20	6205 RS
4005, 4010, 4020, 4040	30	16	21	6206 RS
5010, 5020	40	18	25	6208 RS
6310	55	21	29	6211 RS

Form G: Screw end annealed to customer's specification.

Form K: Produced specially to customer's drawing.